

ADAMTS18 RABBIT PAB

Cat.#: S216943

Product Name: Anti-ADAMTS18 Rabbit Polyclonal Antibody

Synonyms: KNO2; ADAMTS21

UNIPROT ID: Q8TE60 (Gene Accession - BC063283)

Background: This gene encodes a member of the ADAMTS (a disintegrin and metalloproteinase with thrombospondin motifs) protein family. ADAMTS family members share several distinct protein modules, including a propeptide region, a metalloproteinase domain, a disintegrin-like domain, and a thrombospondin type 1 (TS) motif. Individual members of this family differ in the number of C-terminal TS motifs, and some have unique C-terminal domains. The protein encoded by this gene has a high sequence similarity to the protein encoded by gene ADAMTS16, another family member. It is thought to function as a tumor suppressor. Alternatively spliced transcript variants have been identified, but their biological validity has not been determined.

Immunogen: Fusion protein of human ADAMTS18

Applications: ELISA, IHC

Recommended Dilutions: IHC: 50-200; ELISA: 2000-5000

Host Species: Rabbit

Clonality: Rabbit Polyclonal

Isotype: Immunogen-specific rabbit IgG

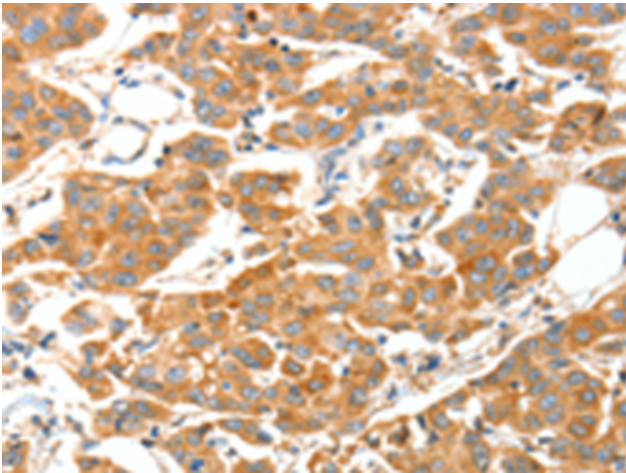
Purification: Antigen affinity purification

Species Reactivity: Human, Mouse

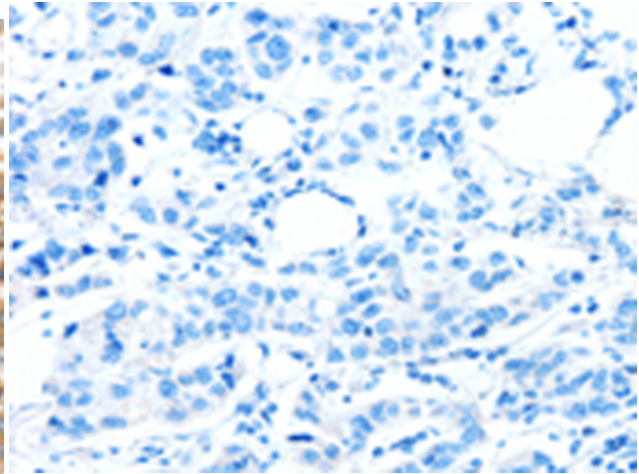
Constituents: PBS (without Mg²⁺ and Ca²⁺), pH 7.4, 150 mM NaCl, 0.05% Sodium Azide and 40% glycerol

Research Areas: Signal Transduction

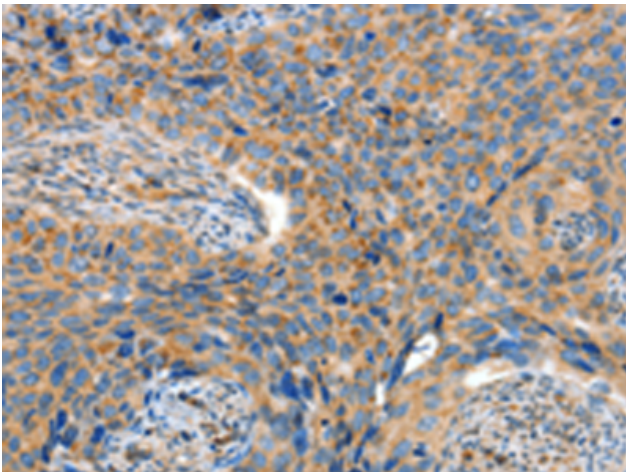
Storage & Shipping: Store at -20°C. Avoid repeated freezing and thawing



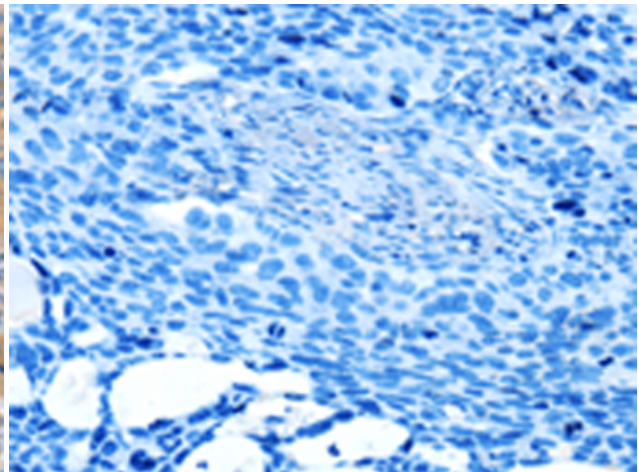
Immunohistochemistry analysis of paraffin embedded Human breast cancer tissue using 216943(ADAMTS18 Antibody) at a dilution of 1/30(Cytoplasm).



In comparison with the IHC on the left, the same paraffin-embedded Human breast cancer tissue is first treated with the fusion protein and then with 216943(Anti-ADAMTS18 Antibody) at dilution 1/30.



The image on the left is immunohistochemistry of paraffin-embedded Human cervical cancer tissue using 216943(Anti-ADAMTS18 Antibody) at a dilution of 1/30.



In comparison with the IHC on the left, the same paraffin-embedded Human cervical cancer tissue is first treated with fusion protein and then with D221514(Anti-ADAMTS18 Antibody) at dilution 1/30.