

BRG1 (6D7) MOUSE MAB

Cat.#: N261125

Product Name: Anti-BRG1 (6D7) Mouse Monoclonal Antibody

Synonyms: SMARCA4; BAF190A; BRG1; SNF2B; SNF2L4; Transcription activator BRG1; ATP-dependent helicase SMARCA4; BRG1-associated factor 190A; BAF190A; Mitotic growth and transcription activator; Protein brahma homolog 1; SNF2-beta; SWI/S

UNIPROT ID: P51532

Background: ATP-dependent chromatin remodeling complexes play an essential role in the regulation of various nuclear processes, such as gene expression, DNA replication, and repair. Acts as a corepressor of ZEB1 to regulate E-cadherin transcription and is required for induction of epithelial-mesenchymal transition (EMT) by ZEB1.

Immunogen: Purified recombinant human BRG1 protein fragments expressed in E.coli.

Applications: WB, ICC/IF, IP

Recommended Dilutions: WB: 1/500-1/1000 IF: 1/50-1/200 IP: 1/20

Host Species: Mouse

Clonality: Mouse Monoclonal

Clone ID: 6D7-F7-B6

MW: Calculated MW: 185 kDa; Observed MW: 220 kDa

Isotype: IgG1

Purification: Affinity Purified

Species Reactivity: Human, Mouse

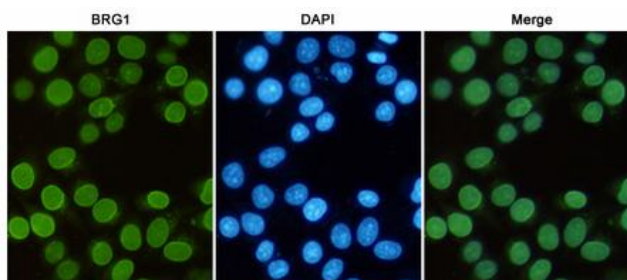
Conjugation: Unconjugated

Modification: Unmodified


Constituents: PBS (without Mg²⁺ and Ca²⁺), pH 7.3 containing 50% glycerol, 0.5% BSA and 0.02% sodium azide

Research Areas: Neuroscience, Neural progenitor cells


Storage & Shipping: Store at -20°C. Avoid repeated freezing and thawing



Immunofluorescence analysis of BRG1 (6D7) in HeLa cells using BRG1 antibody, and DAPI (blue).



Western blot analysis of BRG1 in HeLa NE, F9 and K562 lysates using BRG1 antibody.



Immunoprecipitation analysis of BRG1 (6D7) in K562 lysates using BRG1 antibody.



Product Description

Pioneering GTPase and Oncogene Product Development since 2010
