

DCTN3 RABBIT PAB

Cat.#: S217348

Product Name: Anti-DCTN3 Rabbit Polyclonal Antibody

Synonyms: DCTN22; DCTN-22

UNIPROT ID: O75935 (Gene Accession - BC000319)

Background: This gene encodes the smallest subunit of dynactin, a macromolecular complex consisting of 10 subunits ranging in size from 22 to 150 kD. Dynactin binds to both microtubules and cytoplasmic dynein. It is involved in a diverse array of cellular functions, including ER-to-Golgi transport, the centripetal movement of lysosomes and endosomes, spindle formation, cytokinesis, chromosome movement, nuclear positioning, and axonogenesis. This subunit, like most other dynactin subunits, exists only as a part of the dynactin complex. It is primarily an alpha-helical protein with very little coiled coil, and binds directly to the largest subunit (p150) of dynactin. Alternative splicing results in multiple transcript variants.

Immunogen: Fusion protein of human DCTN3

Applications: ELISA, IHC

Recommended Dilutions: IHC: 100-300; ELISA: 2000-10000

Host Species: Rabbit

Clonality: Rabbit Polyclonal

Isotype: Immunogen-specific rabbit IgG

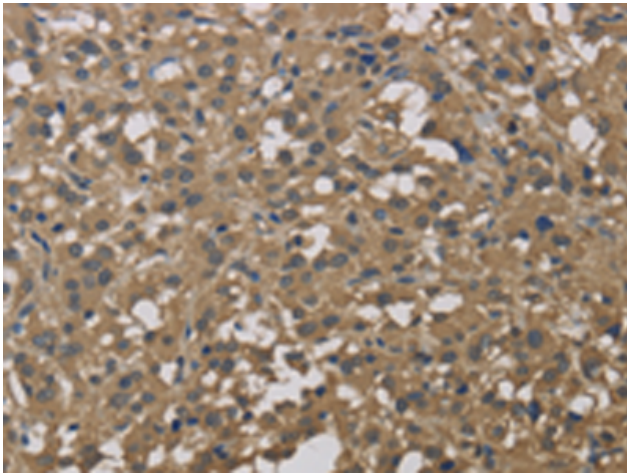
Purification: Antigen affinity purification

Species Reactivity: Human

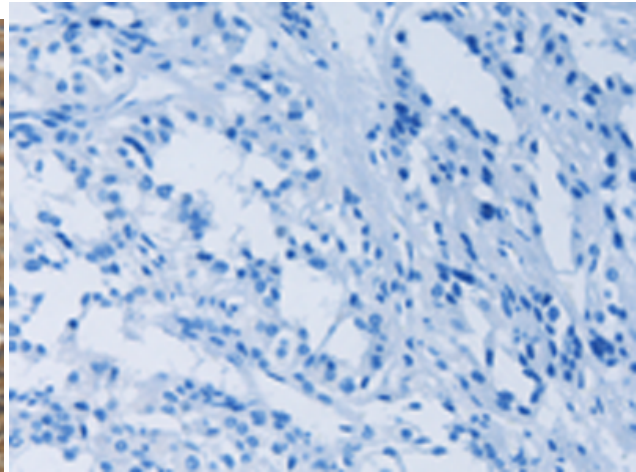
Constituents: PBS (without Mg²⁺ and Ca²⁺), pH 7.4, 150 mM NaCl, 0.05% Sodium Azide and 40% glycerol

Research Areas: Signal Transduction, Cancer

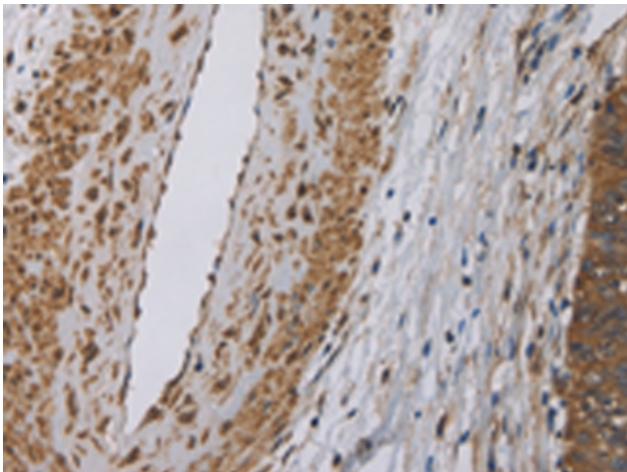
Storage & Shipping: Store at -20°C. Avoid repeated freezing and thawing



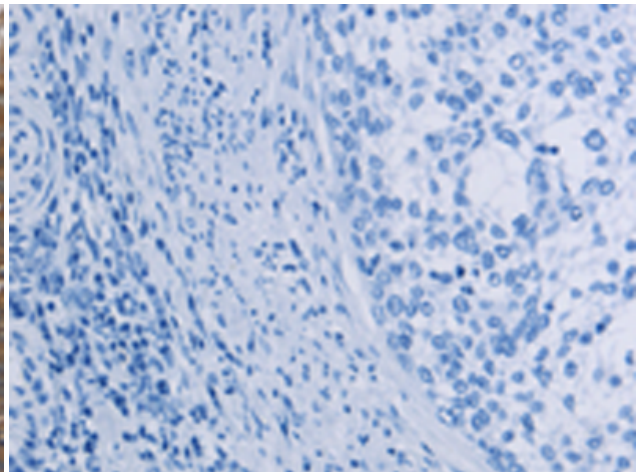
Immunohistochemistry analysis of paraffin embedded Human thyroid cancer tissue using 217348(DCTN3 Antibody) at a dilution of 1/50(Cytoplasm).



In comparison with the IHC on the left, the same paraffin-embedded Human thyroid cancer tissue is first treated with the fusion protein and then with 217348(Anti-DCTN3 Antibody) at dilution 1/50.



The image on the left is immunohistochemistry of paraffin-embedded Human cervical cancer tissue using 217348(Anti-DCTN3 Antibody) at a dilution of 1/50.



In comparison with the IHC on the left, the same paraffin-embedded Human cervical cancer tissue is first treated with fusion protein and then with D222214(Anti-DCTN3 Antibody) at dilution 1/50.