

FAM98B RABBIT MAB

Cat.#: N262208

Product Name: Anti-FAM98B Rabbit Monoclonal Antibody

Synonyms: Protein FAM98B

UNIPROT ID: Q52LJ0

Background: Positively stimulates PRMT1-induced protein arginine dimethylated arginine methylation (PubMed:28040436). Promotes colorectal cancer cell malignancy (PubMed:28040436).

Immunogen: Recombinant protein of human FAM98B

Applications: WB,IHC-F,IHC-P,ICC/IF

Recommended Dilutions: WB: 1/500-1/1000 IHC: 1/50-1/100 IF: 1/50-1/200

Host Species: Rabbit

Clonality: Rabbit Monoclonal

Clone ID: R02-4A5

MW: Calculated MW: 46 kDa; Observed MW: 37 kDa

Isotype: IgG

Purification: Affinity Purified

Species Reactivity: Human

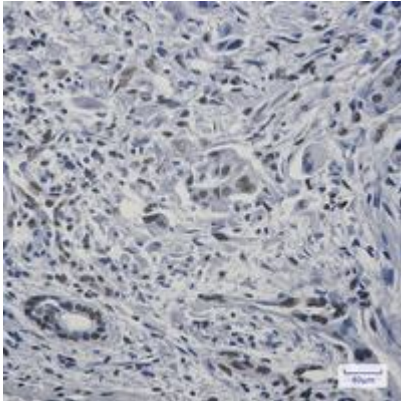
Conjugation: Unconjugated

Modification: Unmodified

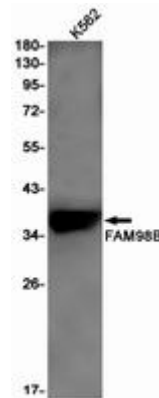
Constituents: PBS (without Mg²⁺ and Ca²⁺), pH 7.3 containing 50% glycerol, 0.5% BSA and 0.02% sodium azide

Research Areas: Cell Biology

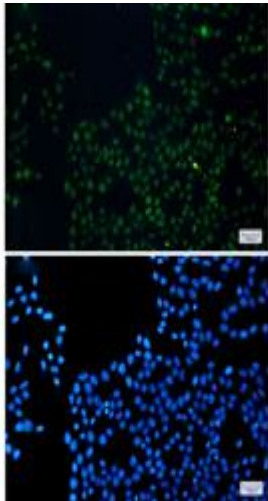
Storage & Shipping: Store at -20°C. Avoid repeated freezing and thawing



Immunohistochemistry analysis of paraffin-embedded Human lung cancer using FAM98B antibody. High-pressure and temperature Sodium Citrate pH 6.0 was used for antigen retrieval.



Western blot analysis of FAM98B in K562 lysates using FAM98B antibody.



Immunocytochemistry analysis of FAM98B (green) in HeLa using FAM98B antibody, and DAPI (blue)