

HSPA14 RABBIT MAB

Cat.#: N263374

Product Name: Anti-HspA14 Rabbit Monoclonal Antibody

Synonyms: HSPA14; HSP60; HSP70L1; Heat shock 70 kDa protein 14; HSP70-like protein 1; Heat shock protein HSP60

UNIPROT ID: Q0VDF9

Background: Component of the ribosome-associated complex (RAC), a complex involved in folding or maintaining nascent polypeptides in a folding-competent state. In the RAC complex, binds to the nascent polypeptide chain, while DNAJC2 stimulates its ATPase activity.

Immunogen: A synthetic peptide of human HSPA14

Applications: WB, ICC/IF, IP

Recommended Dilutions: WB: 1/500-1/1000 IF: 1/50-1/200 IP: 1/20

Host Species: Rabbit

Clonality: Rabbit Monoclonal

Clone ID: R02-112

MW: Calculated MW: 55 kDa; Observed MW: 55 kDa

Isotype: IgG

Purification: Affinity Purified

Species Reactivity: Human, Mouse


Conjugation: Unconjugated

Modification: Unmodified

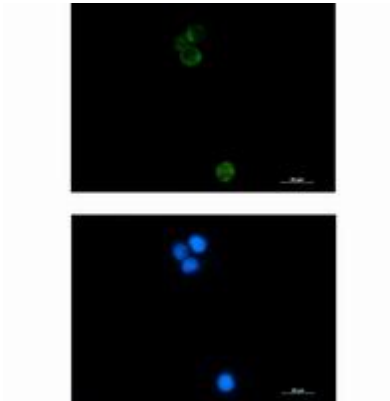
Constituents: PBS (without Mg²⁺ and Ca²⁺), pH 7.3 containing 50% glycerol, 0.5% BSA and 0.02% sodium azide

Research Areas: Signal Transduction


Storage & Shipping: Store at -20°C. Avoid repeated freezing and thawing



Western blot analysis of HSPA14 in HL-60, U251, U87-MG lysates using HSPA14 antibody



Immunocytochemistry analysis of HspA14 (green) in Jurkat using HspA14 antibody, and DAPI (blue).



Western blot analysis of HSPA14 in 3T3 lysates using HSPA14 antibody.