

IL17D RABBIT PAB

Cat.#: S220623

Product Name: Anti-IL17D Rabbit Polyclonal Antibody

Synonyms: IL27; IL-27; IL-17D

UNIPROT ID: Q8TAD2 (Gene Accession - NP_612141)

Background: The protein encoded by this gene is a cytokine that shares the sequence similarity with IL17. The treatment of endothelial cells with this cytokine has been shown to stimulate the production of other cytokines including IL6, IL8 and CSF2/ GM-CSF. The increased expression of IL8 induced by this cytokine was found to be NF-kappa B-dependent.

Immunogen: Synthetic peptide of human IL17D

Applications: ELISA, WB, IHC

Recommended Dilutions: IHC: 50-200;WB: 200-1000;ELISA: 5000-10000

Host Species: Rabbit

Clonality: Rabbit Polyclonal

Isotype: Immunogen-specific rabbit IgG


Purification: Antigen affinity purification

Species Reactivity: Human


Constituents: PBS (without Mg²⁺ and Ca²⁺), pH 7.4, 150 mM NaCl, 0.05% Sodium Azide and 40% glycerol

Research Areas: Cancer, Immunology

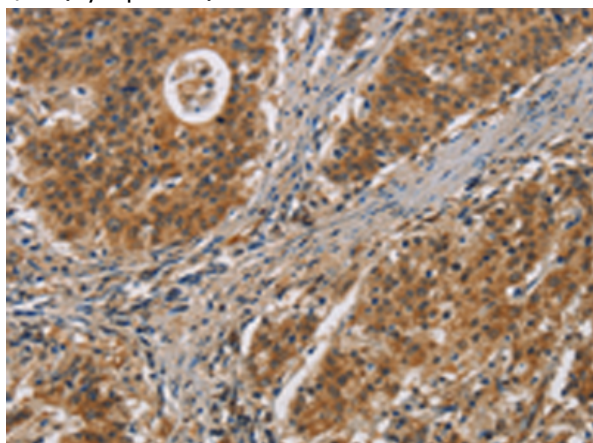
Storage & Shipping: Store at -20°C. Avoid repeated freezing and thawing



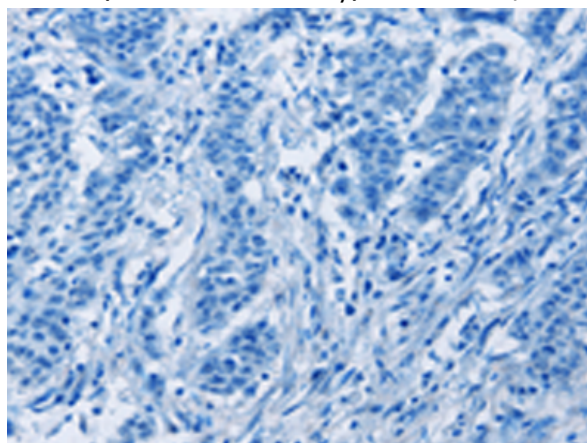
Immunohistochemistry analysis of paraffin embedded Human tonsil tissue using 220623(IL17D Antibody) at a dilution of 1/50(cytoplasm).



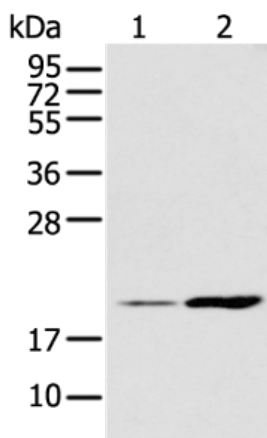
In comparison with the IHC on the left, the same paraffin-embedded Human tonsil tissue is first treated with the synthetic peptide and then with 220623(Anti-IL17D Antibody) at dilution 1/50.



The image on the left is immunohistochemistry of paraffin-embedded Human gastric cancer tissue using 220623(Anti-IL17D Antibody) at a dilution of 1/50.



In comparison with the IHC on the left, the same paraffin-embedded Human gastric cancer tissue is first treated with synthetic peptide and then with D261781(Anti-IL17D Antibody) at dilution 1/50.



Gel: 12%SDS-PAGE, Lysate: 40 µg;
Lane 1-2: Human placenta tissue and A431 cell;
Primary antibody: 220623(IL17D Antibody) at dilution 1/200;
Secondary antibody: Goat anti rabbit IgG at 1/8000 dilution;
Exposure time: 1 minute



Product Description

Pioneering GTPase and Oncogene Product Development since 2010
