

KIAA0513 RABBIT PAB

Cat.#: S219046

Product Name: Anti-KIAA0513 Rabbit Polyclonal Antibody

Synonyms:

UNIPROT ID: O60268 (Gene Accession - BC030280)

Background: The function of this protein remains unknown.

Immunogen: Fusion protein of human KIAA0513

Applications: ELISA, IHC

Recommended Dilutions: IHC: 50-300; ELISA: 5000-10000

Host Species: Rabbit

Clonality: Rabbit Polyclonal

Isotype: Immunogen-specific rabbit IgG


Purification: Antigen affinity purification

Species Reactivity: Human, Mouse

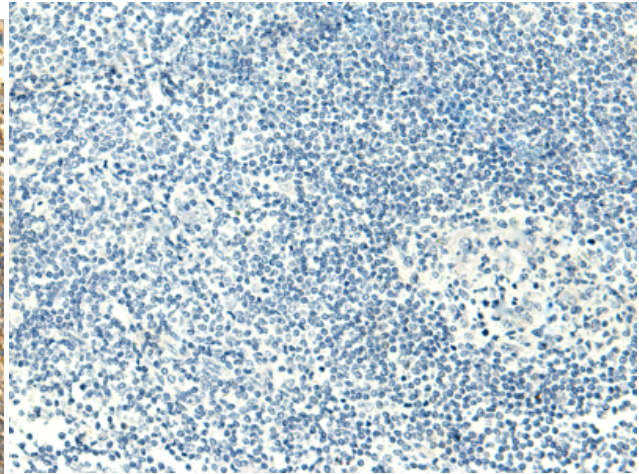
Constituents: PBS (without Mg²⁺ and Ca²⁺), pH 7.4, 150 mM NaCl, 0.05% Sodium Azide and 40% glycerol

Research Areas: Cell Biology

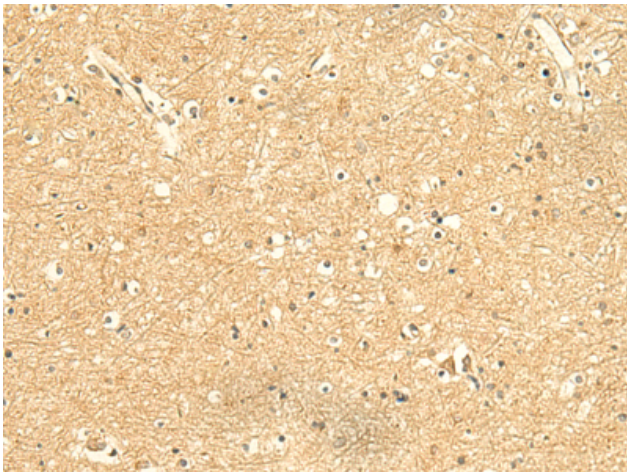
Storage & Shipping: Store at -20°C. Avoid repeated freezing and thawing



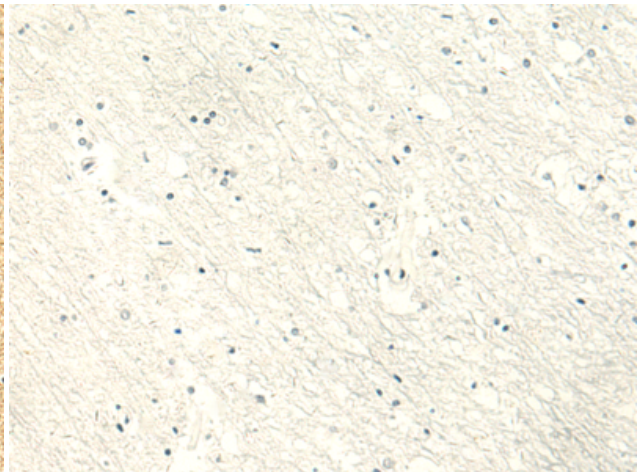
Immunohistochemistry analysis of paraffin embedded Human tonsil tissue using 219046(KIAA0513 Antibody) at a dilution of 1/50(Cytoplasm).



In comparison with the IHC on the left, the same paraffin-embedded Human tonsil tissue is first treated with the fusion protein and then with 219046(Anti-KIAA0513 Antibody) at dilution 1/50.



The image on the left is immunohistochemistry of paraffin-embedded Human brain tissue using 219046(Anti-KIAA0513 Antibody) at a dilution of 1/50.



In comparison with the IHC on the left, the same paraffin-embedded Human brain tissue is first treated with fusion protein and then with D225712(Anti-KIAA0513 Antibody) at dilution 1/50.