

NUDT22 RABBIT PAB

Cat.#: S218134

Product Name: Anti-NUDT22 Rabbit Polyclonal Antibody

Synonyms:

UNIPROT ID: Q9BRQ3 (Gene Accession - BC006129)

Background: NUDT22 (nudix (nucleoside diphosphate linked moiety X)-type motif 22) is a member of the Nudix hydrolase family of pyrophosphatases. Nudix hydrolases contain a characteristic Nudix domain and are responsible for catalyzing the hydrolysis of nucleoside diphosphate derivatives. NUDT22 is a 303 amino acid protein that lacks the nudix box, therefore lacking hydrolase activity. The gene encoding NUDT17 maps to human chromosome 11, which makes up around 4% of human genomic DNA and is considered a gene and disease association dense chromosome.

Immunogen: Fusion protein of human NUDT22

Applications: ELISA, IHC

Recommended Dilutions: IHC: 20-100; ELISA: 5000-10000

Host Species: Rabbit

Clonality: Rabbit Polyclonal

Isotype: Immunogen-specific rabbit IgG

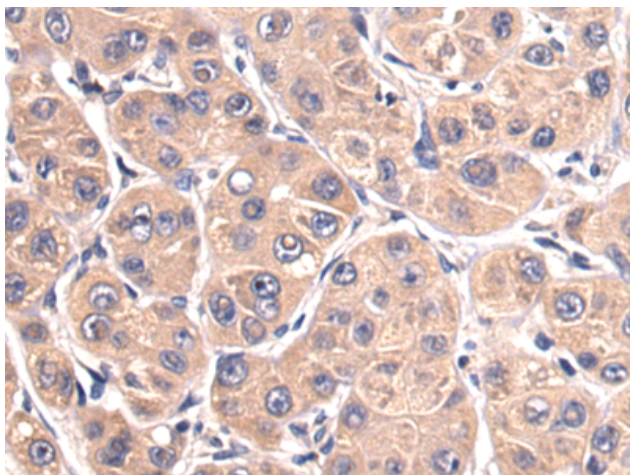
Purification: Antigen affinity purification

Species Reactivity: Human, Mouse

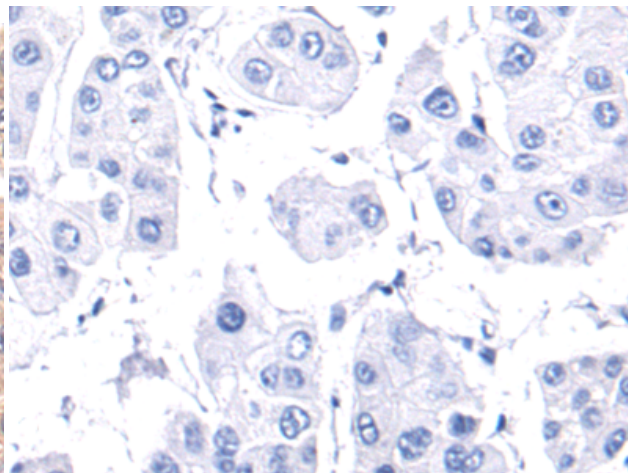
Constituents: PBS (without Mg²⁺ and Ca²⁺), pH 7.4, 150 mM NaCl, 0.05% Sodium Azide and 40% glycerol

Research Areas: Cell Biology

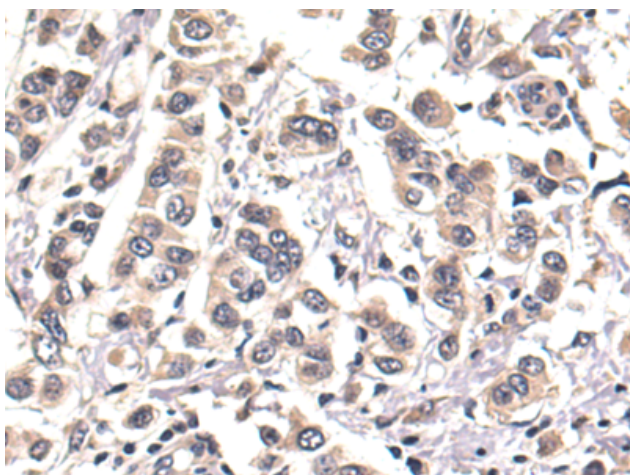
Storage & Shipping: Store at -20°C. Avoid repeated freezing and thawing



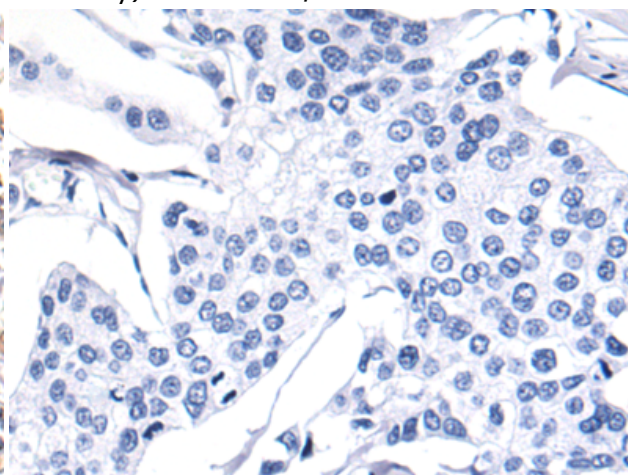
Immunohistochemistry analysis of paraffin embedded Human liver cancer tissue using 218134(NUDT22 Antibody) at a dilution of 1/25(Cytoplasm).



In comparison with the IHC on the left, the same paraffin-embedded Human liver cancer tissue is first treated with the fusion protein and then with 218134(Anti-NUDT22 Antibody) at dilution 1/25.



The image on the left is immunohistochemistry of paraffin-embedded Human esophagus cancer tissue using 218134(Anti-NUDT22 Antibody) at a dilution of 1/25.



In comparison with the IHC on the left, the same paraffin-embedded Human esophagus cancer tissue is first treated with fusion protein and then with D223792(Anti-NUDT22 Antibody) at dilution 1/25.