

PDE4D RABBIT PAB

Cat.#: S220791

Product Name: Anti-PDE4D Rabbit Polyclonal Antibody

Synonyms: DPDE3; PDE43; STRK1; ACRDYS2; HSPDE4D; PDE4DN2

UNIPROT ID: Q08499 (Gene Accession - NP_001098101)

Background: This gene encodes one of four mammalian counterparts to the fruit fly 'dunce' gene. The encoded protein has 3',5'-cyclic-AMP phosphodiesterase activity and degrades cAMP, which acts as a signal transduction molecule in multiple cell types. This gene uses different promoters to generate multiple alternatively spliced transcript variants that encode functional proteins.

Immunogen: Synthetic peptide of human PDE4D

Applications: ELISA, WB, IHC

Recommended Dilutions: IHC: 25-100;WB: 500-2000;ELISA: 2000-5000

Host Species: Rabbit

Clonality: Rabbit Polyclonal

Isotype: Immunogen-specific rabbit IgG

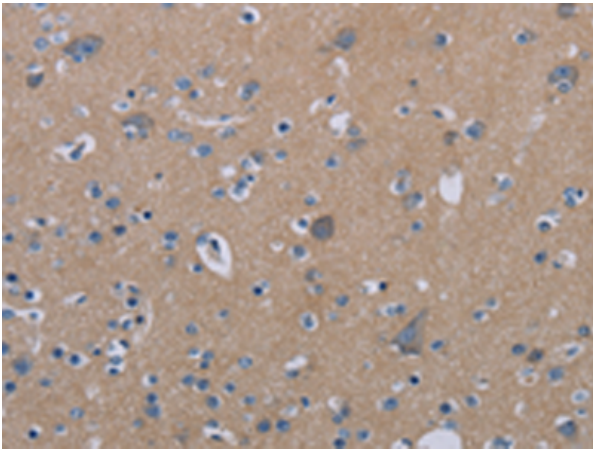
Purification: Antigen affinity purification

Species Reactivity: Human

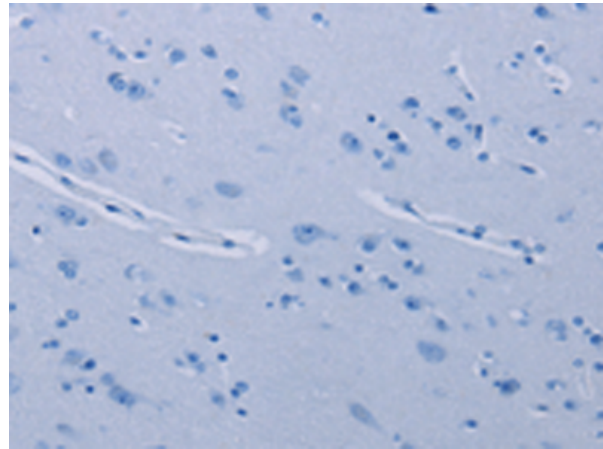
Constituents: PBS (without Mg²⁺ and Ca²⁺), pH 7.4, 150 mM NaCl, 0.05% Sodium Azide and 40% glycerol

Research Areas: Signal Transduction

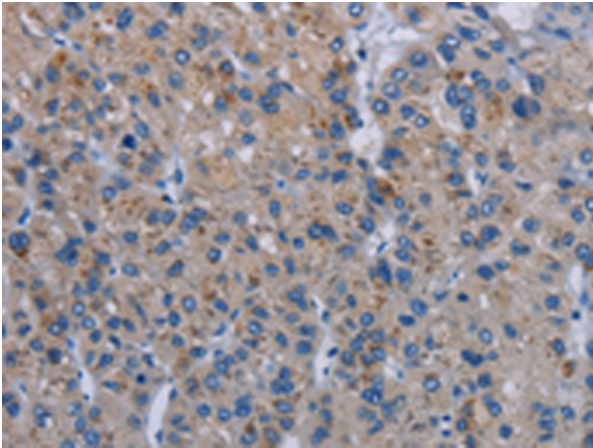
Storage & Shipping: Store at -20°C. Avoid repeated freezing and thawing



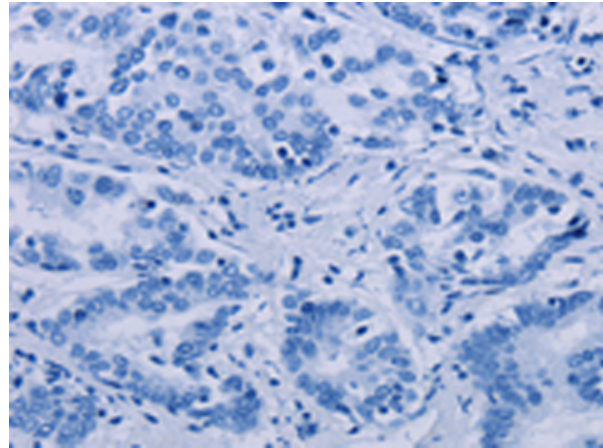
Immunohistochemistry analysis of paraffin embedded Human brain tissue using 220791(PDE4D Antibody) at a dilution of 1/20(Cytoplasm).




In comparison with the IHC on the left, the same paraffin-embedded Human brain tissue is first treated with the synthetic peptide and then with 220791(Anti-PDE4D Antibody) at dilution 1/20.



The image on the left is immunohistochemistry of paraffin-embedded Human liver cancer tissue using 220791(Anti-PDE4D Antibody) at a dilution of 1/20.



In comparison with the IHC on the left, the same paraffin-embedded Human liver cancer tissue is first treated with synthetic peptide and then with D262030(Anti-PDE4D Antibody) at dilution 1/20.



Gel: 6%SDS-PAGE, Lysate: 40 µg;
Lane: Hela cells;
Primary antibody: 220791(PDE4D Antibody) at dilution 1/200;
Secondary antibody: Goat anti rabbit IgG at 1/8000 dilution;
Exposure time: 3 minutes



Product Description

Pioneering GTPase and Oncogene Product Development since 2010
