

RNF185 RABBIT PAB

Cat.#: S217775

Product Name: Anti-RNF185 Rabbit Polyclonal Antibody

Synonyms:

UNIPROT ID: Q96GF1 (Gene Accession - BC009504)

Background: RNF185 (ring finger protein 185), also known as FLJ38628, is a 192 amino acid multi-pass membrane protein containing one RING-type zinc finger. Two RNF185 isoforms exist as a result of alternative splicing, and the gene encoding RNF185 maps to human chromosome 22, which houses over 500 genes and is the second smallest human chromosome. Mutations in several of the genes that map to chromosome 22 are involved in the development of Phelan-McDermid syndrome, Neurofibromatosis type 2, autism and schizophrenia.

Immunogen: Fusion protein of human RNF185

Applications: ELISA, IHC

Recommended Dilutions: IHC: Oct-50; ELISA: 1000-2000

Host Species: Rabbit

Clonality: Rabbit Polyclonal

Isotype: Immunogen-specific rabbit IgG

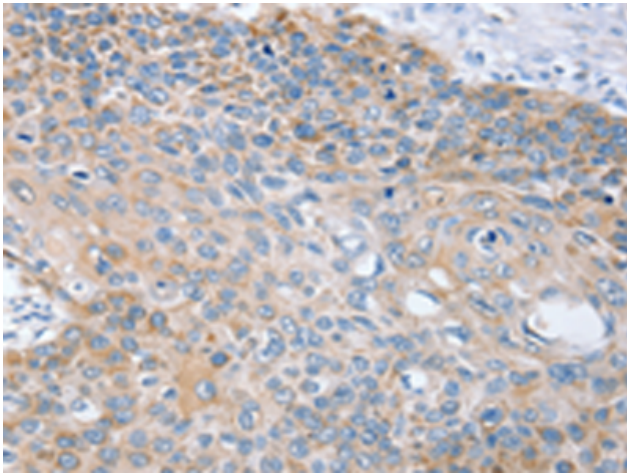
Purification: Antigen affinity purification

Species Reactivity: Human, Mouse, Rat

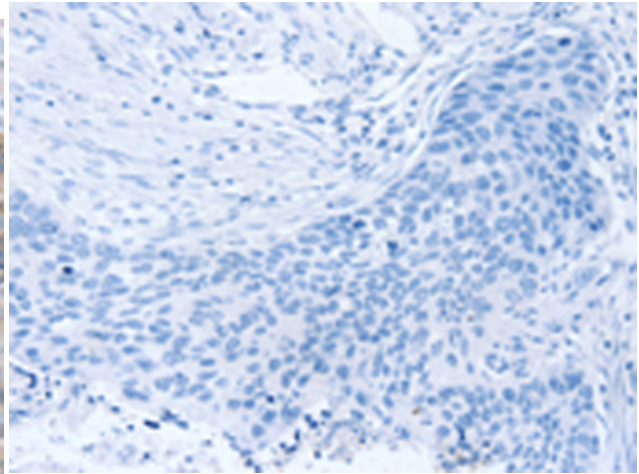
Constituents: PBS (without Mg²⁺ and Ca²⁺), pH 7.4, 150 mM NaCl, 0.05% Sodium Azide and 40% glycerol

Research Areas: Cell Biology

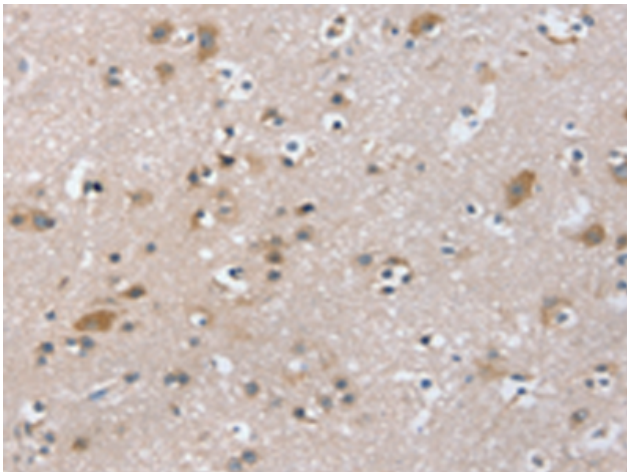
Storage & Shipping: Store at -20°C. Avoid repeated freezing and thawing



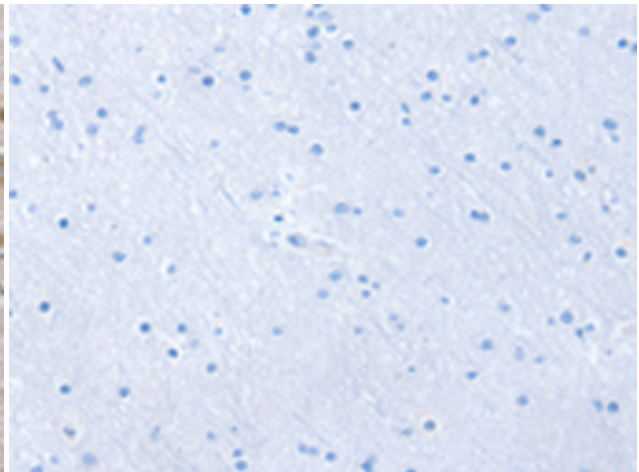
Immunohistochemistry analysis of paraffin embedded Human esophagus cancer tissue using 217775(RNF185 Antibody) at a dilution of 1/25(Cytoplasm).



In comparison with the IHC on the left, the same paraffin-embedded Human esophagus cancer tissue is first treated with the fusion protein and then with 217775(Anti-RNF185 Antibody) at dilution 1/25.



The image on the left is immunohistochemistry of paraffin-embedded Human brain tissue using 217775(Anti-RNF185 Antibody) at a dilution of 1/25.



In comparison with the IHC on the left, the same paraffin-embedded Human brain tissue is first treated with fusion protein and then with D223046(Anti-RNF185 Antibody) at dilution 1/25.