

## SNX5 RABBIT MAB

**Cat.#:** N261614

**Product Name:** Anti-SNX5 Rabbit Monoclonal Antibody

**Synonyms:** Sorting nexin-5

**UNIPROT ID:** Q9Y5X3

**Background:** Involved in several stages of intracellular trafficking.

**Immunogen:** Recombinant protein of human SNX5

**Applications:** WB, ICC/IF, IP

**Recommended Dilutions:** WB: 1/500-1/1000 IF: 1/50-1/200 IP: 1/20

**Host Species:** Rabbit

**Clonality:** Rabbit Monoclonal

**Clone ID:** R06-8H7

**MW:** Calculated MW: 47 kDa; Observed MW: 47 kDa

**Isotype:** IgG

**Purification:** Affinity Purified

**Species Reactivity:** Human, Mouse, Rat

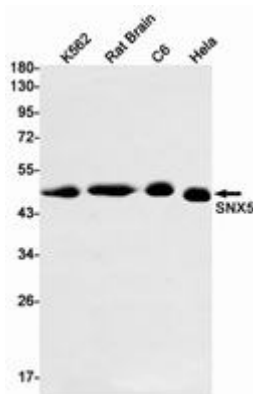
**Conjugation:** Unconjugated

**Modification:** Unmodified

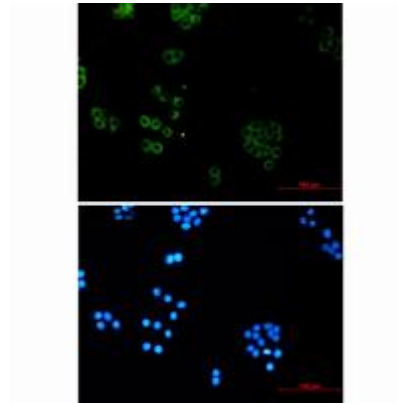
**Constituents:** PBS (without Mg<sup>2+</sup> and Ca<sup>2+</sup>), pH 7.3 containing 50% glycerol, 0.5% BSA and 0.02% sodium azide

**Research Areas:** Signal Transduction


**Storage & Shipping:** Store at -20°C. Avoid repeated freezing and thawing



Western blot analysis of SNX5 in K562, rat Brain, C6, HeLa lysates using SNX5 antibody



Immunocytochemistry analysis of SNX5 (green) in HeLa using SNX5 antibody, and DAPI (blue).



Western blot analysis of SNX5 in mouse spleen, mouse brain lysates using SNX5 antibody.