

SPRTN RABBIT PAB

Cat.#: S218403

Product Name: Anti-SPRTN Rabbit Polyclonal Antibody

Synonyms: DVC1; PRO4323; spartan; Clorf124

UNIPROT ID: Q9H040 (Gene Accession - BC015740)

Background: The protein encoded by this gene may play a role in DNA repair during replication of damaged DNA. This protein recruits valosin containing protein (p97) to stalled DNA replication forks where it may prevent excessive translesional DNA synthesis and limit the number of DNA-damage induced mutations. It may also be involved in replication-related G2/M-checkpoint regulation. Deficiency of a similar protein in mouse causes chromosomal instability and progeroid phenotypes. Mutations in this gene have been associated with Ruijs-Aalfs syndrome (RJALS). Alternatively spliced transcript variants have been identified.

Immunogen: Fusion protein of human SPRTN

Applications: ELISA, IHC

Recommended Dilutions: IHC: 25-100; ELISA: 5000-10000

Host Species: Rabbit

Clonality: Rabbit Polyclonal

Isotype: Immunogen-specific rabbit IgG

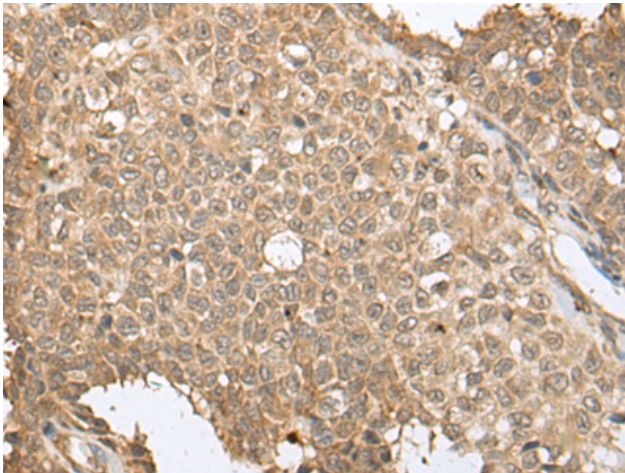
Purification: Antigen affinity purification

Species Reactivity: Human, Mouse, Rat

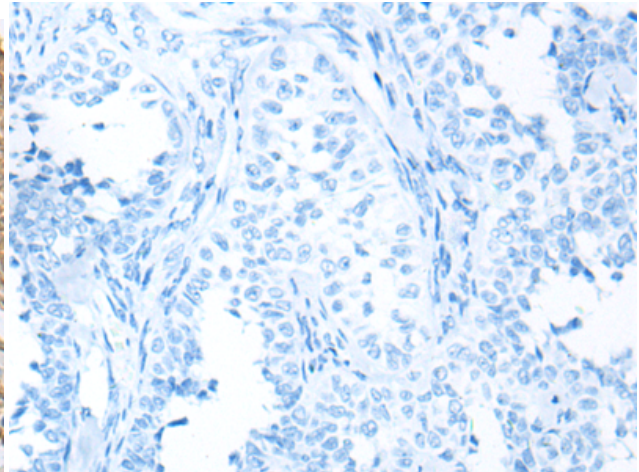
Constituents: PBS (without Mg²⁺ and Ca²⁺), pH 7.4, 150 mM NaCl, 0.05% Sodium Azide and 40% glycerol

Research Areas: Epigenetics and Nuclear Signaling

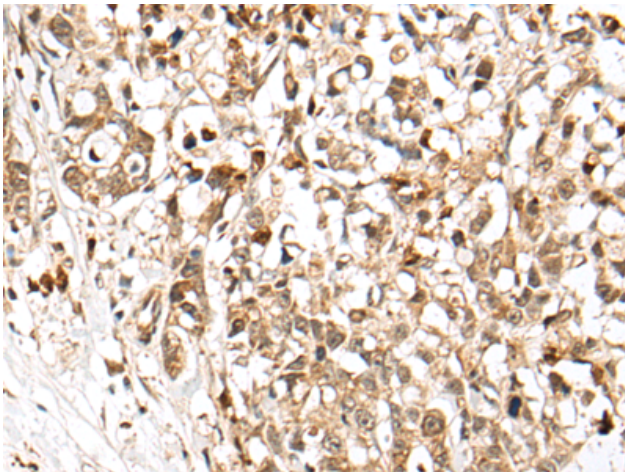
Storage & Shipping: Store at -20°C. Avoid repeated freezing and thawing



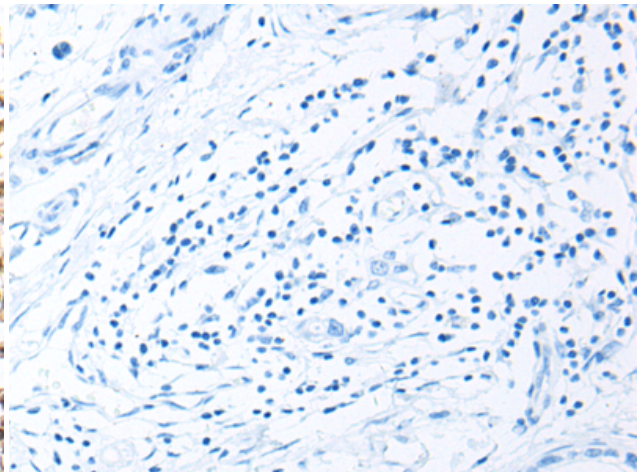
Immunohistochemistry analysis of paraffin embedded Human ovarian cancer tissue using 218403 (SPRTN Antibody) at a dilution of 1/35 (Nucleus).



In comparison with the IHC on the left, the same paraffin-embedded Human ovarian cancer tissue is first treated with the fusion protein and then with 218403 (Anti-SPRTN Antibody) at dilution 1/35.



The image on the left is immunohistochemistry of paraffin-embedded Human gastric cancer tissue using 218403 (Anti-SPRTN Antibody) at a dilution of 1/35.



In comparison with the IHC on the left, the same paraffin-embedded Human gastric cancer tissue is first treated with fusion protein and then with D224336 (Anti-SPRTN Antibody) at dilution 1/35.