

TRYPTOPHAN TRNA LIGASE RABBIT MAB

Cat.#: N261567

Product Name: Anti-Tryptophan tRNA Ligase Rabbit Monoclonal Antibody

Synonyms: Gamma2; hWRS; IFI53; IFP53; TrpRS; WARS; WRS

UNIPROT ID: P23381

Background: Isoform 1, isoform 2 and T1-TrpRS have aminoacylation activity while T2-TrpRS lacks it. Isoform 2, T1-TrpRS and T2-TrpRS possess angiostatic activity whereas isoform 1 lacks it.

Immunogen: A synthetic peptide of human Tryptophanyl tRNA synthetase

Applications: WB,IHC-F,IHC-P,ICC/IF,IP

Recommended Dilutions: WB: 1/500-1/1000 IHC: 1/50-1/100 IF: 1/50-1/200 IP: 1/20

Host Species: Rabbit

Clonality: Rabbit Monoclonal

Clone ID: R09-1D2

MW: Calculated MW: 53 kDa; Observed MW: 53 kDa

Isotype: IgG

Purification: Affinity Purified

Species Reactivity: Human

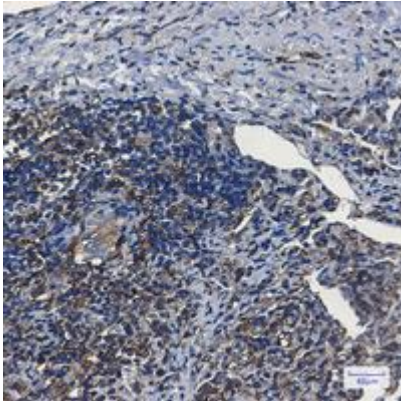
Conjugation: Unconjugated

Modification: Unmodified

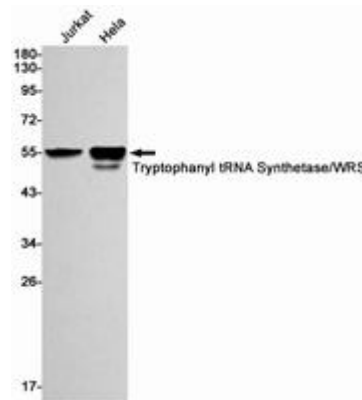
Constituents: PBS (without Mg²⁺ and Ca²⁺), pH 7.3 containing 50% glycerol, 0.5% BSA and 0.02% sodium azide

Research Areas: Epigenetics and Nuclear Signaling

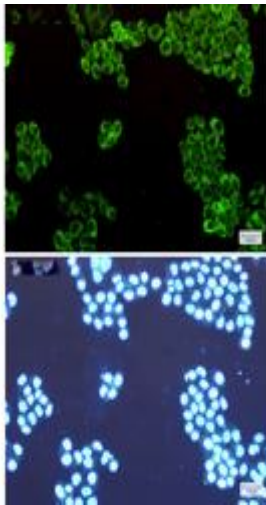
Storage & Shipping: Store at -20°C. Avoid repeated freezing and thawing



Immunohistochemistry analysis of paraffin-embedded Human lung cancer using Tryptophanyl tRNA Synthetase/WRS antibody. High-pressure and temperature Sodium Citrate pH 6.0 was used for antigen retrieval.



Western blot analysis of Tryptophanyl tRNA Synthetase/WRS in Jurkat, HeLa lysates using Tryptophan tRNA Ligase antibody.



Immunocytochemistry analysis of Tryptophanyl tRNA Synthetase/WRS (green) in HeLa using Tryptophanyl tRNA Synthetase/WRS antibody, and DAPI (blue)