

## WARS2 RABBIT PAB

**Cat.#:** S218277

**Product Name:** Anti-WARS2 Rabbit Polyclonal Antibody

**Synonyms:** TrpRS; NEMMLAS; mtTrpRS

**UNIPROT ID:** Q9UGM6 (Gene Accession - BC044575 )

**Background:** Aminoacyl-tRNA synthetases catalyze the aminoacylation of tRNA by their cognate amino acid. Because of their central role in linking amino acids with nucleotide triplets contained in tRNAs, aminoacyl-tRNA synthetases are thought to be among the first proteins that appeared in evolution. Two forms of tryptophanyl-tRNA synthetase exist, a cytoplasmic form, named WARS, and a mitochondrial form, named WARS2. This gene encodes the mitochondrial tryptophanyl-tRNA synthetase. Two alternative transcripts encoding different isoforms have been described.

**Immunogen:** Fusion protein of human WARS2

**Applications:** ELISA, WB, IHC

**Recommended Dilutions:** IHC: 100-200;WB: 1000-5000;ELISA: 5000-10000

**Host Species:** Rabbit

**Clonality:** Rabbit Polyclonal

**Isotype:** Immunogen-specific rabbit IgG

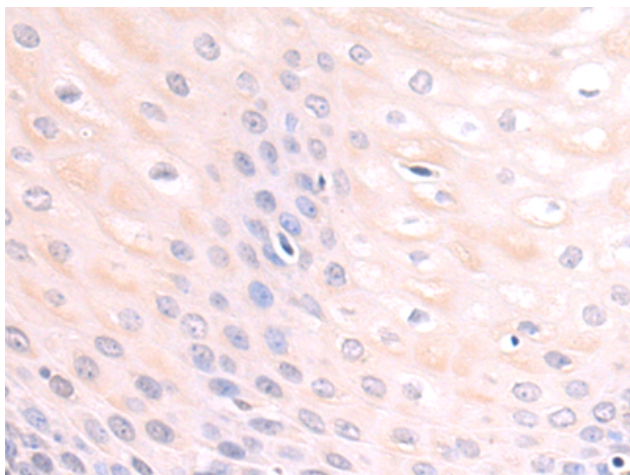
**Purification:** Antigen affinity purification

**Species Reactivity:** Human, Mouse

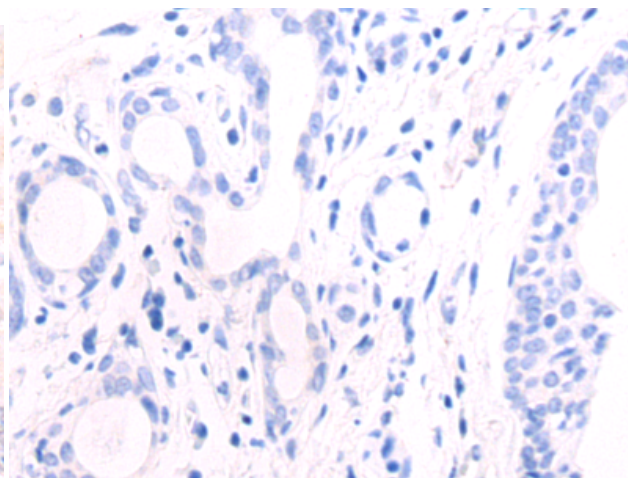
**Constituents:** PBS (without Mg<sup>2+</sup> and Ca<sup>2+</sup>), pH 7.4, 150 mM NaCl, 0.05% Sodium Azide and 40% glycerol

**Research Areas:** Epigenetics and Nuclear Signaling

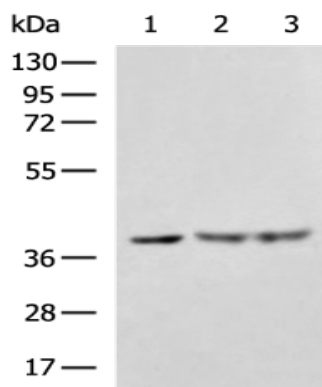
**Storage & Shipping:** Store at -20°C. Avoid repeated freezing and thawing



Immunohistochemistry analysis of paraffin embedded Human esophagus cancer tissue using 218277(WARS2 Antibody) at a dilution of 1/120(Cytoplasm).



In comparison with the IHC on the left, the same paraffin-embedded Human esophagus cancer tissue is first treated with the fusion protein and then with 218277(Anti-WARS2 Antibody) at dilution 1/120.



Gel: 8%SDS-PAGE, Lysate: 40  $\mu$ g;  
Lane 1-3: LNCAP, HeLa, 231 cell lysates;  
Primary antibody: 218277(WARS2 Antibody) at dilution 1/1600;  
Secondary antibody: HRP-conjugated Goat anti rabbit IgG at 1/5000 dilution;  
Exposure time: 20 seconds