

HUMAN CCR8 PROTEIN, HFC TAG

Cat.#: 11761

Product Name: Human CCR8 Protein

Size: 10 µg, 50 µg and 100 µg

Synonyms: CC-CKR-8;CCR-8;CDw198;CKRL1;CMKBR8;CMKBRL2;CY6;GPRCY6;TER1

Target: CCR8

UNIPROT ID: P51685

Description: Recombinant Human CCR8 with C-terminal human Fc tag

Background: This gene encodes a member of the beta chemokine receptor family, which is predicted to be a seven transmembrane protein similar to G protein-coupled receptors. Chemokines and their receptors are important for the migration of various cell types into the inflammatory sites. This receptor protein preferentially expresses in the thymus. I-309, thymus activation-regulated cytokine (TARC) and macrophage inflammatory protein-1 beta (MIP-1 beta) have been identified as ligands of this receptor. Studies of this receptor and its ligands suggested its role in regulation of monocyte chemotaxis and thymic cell apoptosis. More specifically, this receptor may contribute to the proper positioning of activated T cells within the antigenic challenge sites and specialized areas of lymphoid tissues. This gene is located at the chemokine receptor gene cluster region. [provided by RefSeq, Jul 2008]

Species/Host: HEK293

Molecular Weight: The protein has a predicted molecular mass of 30.1 kDa after removal of the signal peptide. The apparent molecular mass of CCR8-hFc is approximately 35-55 kDa due to glycosylation.

Molecular Characterization: CCR8(Met1-Lys35) hFc(Glu99-Ala330)

Purity: The purity of the protein is greater than 95% as determined by SDS-PAGE and Coomassie blue staining.

Formulation & Reconstitution: Lyophilized from nanodisc solubilization buffer (20 mM Tris-HCl, 150 mM NaCl, pH 8.0). Normally 5% – 8% trehalose is added as protectants before lyophilization.

Storage & Shipping: Store at -20°C to -80°C for 12 months in lyophilized form. After reconstitution, if not intended for use within a month, aliquot and store at -80°C (Avoid repeated freezing and thawing). Lyophilized proteins are shipped at ambient temperature.




Figure 1. Human CCR8 Protein, hFc Tag on SDS-PAGE under reducing condition.

Human CCR8, hFc Tagged protein ELISA

0.1 μ g Human CCR8, hFc Tagged protein per well

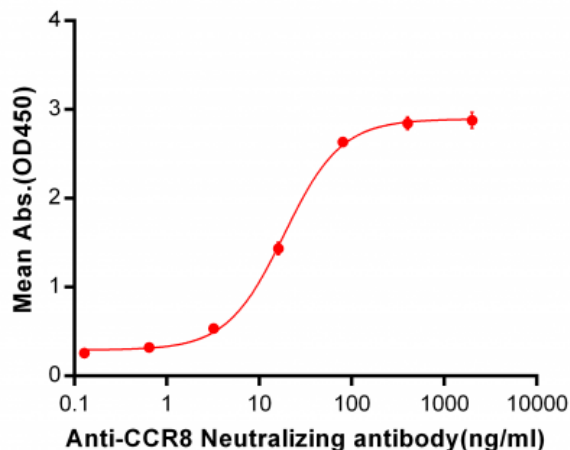


Figure 2. ELISA plate pre-coated by 1 μ g/ml (100 μ l/well) Human CCR8, hFc Tag (11761) can bind Anti-CCR8 Neutralizing antibody 28070 in a linear range of 3.2-80 ng/ml.

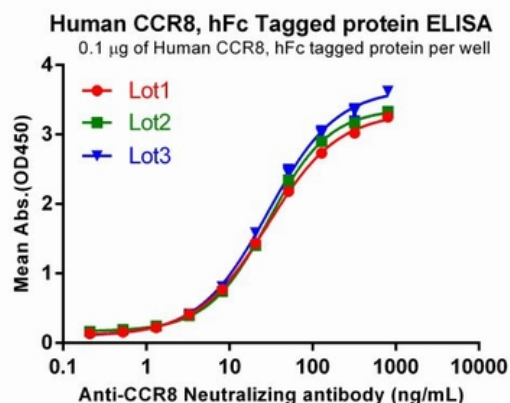


Figure 3. Minimal lot-to-lot variability of the recombinant human CCR8 protein (Cat# 11761). Similar levels of purity and bioactivity of human CCR8 protein (Cat# 11761) from different purification lots were detected by SDS-PAGE and Coomassie blue staining (Left) and ELISA binding assay (Right).